

A

T

B

Em

T

T


T

C

D

G

8



T

A

B

0

1

2

3

2

3

0

3

3

0

2


C

Chord Chart - Bridge

C

G

10



T

A

B

0

1

0

2

3

3

3

0

0

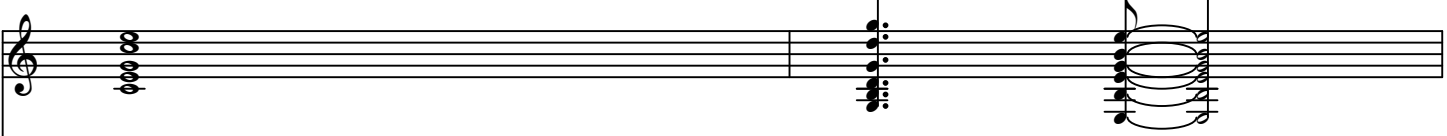
2

C

G

Em

12



T

A

B

0

1

0

2

3

3

3

0

0

2

0

0

2

2


0

C

D

G

14



T

A

B

0

1

0

2

3

2

3

0

3

3

0


2

3

D

Basic Strumming Pattern

16



T

A

B

x

x

x

x

x

x

x

x

x

x

x

x

x

x

x

x

x

x

x

x

x


x

x

x

E Lick over G

G




let ring

T	3	3	3	3	3	3	3	3	3	3	3	3
A	0	0	1	0	1	1	1	0	0	1	1	1
B	0	0	0	0	0	0	0	0	0	0	0	0
	0	0	2	2	2	2	0	0	0	2	2	0
	2	2	2	2	2	2	2	2	2	2	2	2
	3	3	3	3	3	3	3	3	3	3	3	3

H

F Walk Down Lick Over G

G



let ring


T	3	3	3	3	0
A	0	0	0	0	0
B	0	0	0	0	2
	2	2	2	2	2
	3	3	3	3	3

H

G Hammer on Licks

rit.


C



T	0	0	0	0	3
A	1	1	3	3	3
B	0	0	4	2	0
	0	0	0	0	0
	2	2	2	2	2
	3	3	3	3	3

H

24



T	0	0	0	0	0
A	0	0	0	0	0
B	0	0	0	0	0

Generated using the Power Tab Editor by Brad Larsen. <http://powertab.guitarnetwork.org>